

WordArt.com - Word Cloud Art Creator



- COMMENT CRÉER UN NUAGE DE MOTS



I / COMMENT CRÉER UN COMPTE



- Tapez **WordArt.com** – Word Cloud Art Creator.
- Cliquez sur **SIGN UP**.
- Inscrivez-vous le plus simplement avec votre e-mail.

Sign up

Already have an account? [Log in](#)

Username

Email

Password

Sign up

II / LE LEXIQUE



- Tapez les mots souhaités

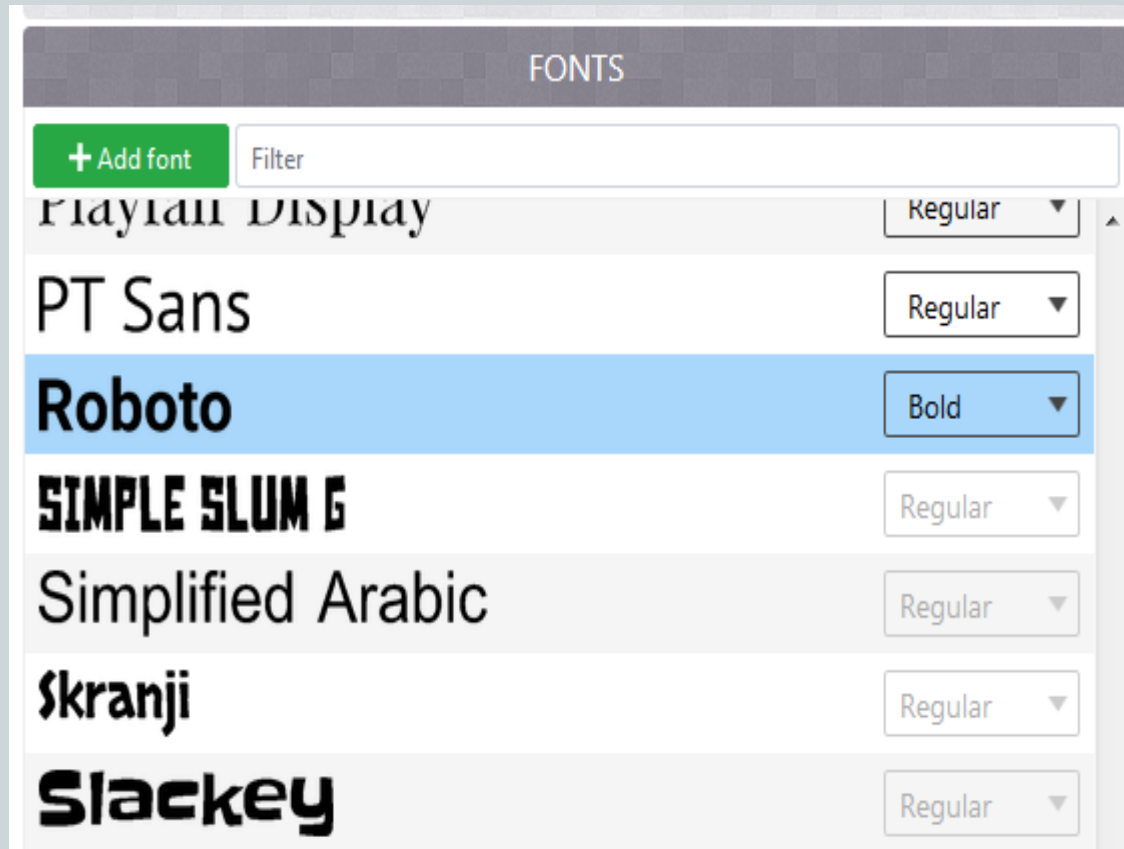
The screenshot shows a software interface for creating Word Art. At the top, there is a title bar with the text "Word Art 11" and three buttons: "SAVE", "ORDER", and "SHARE". Below this is a section titled "WORDS" with a sub-header "WORDS". Underneath, there are several control buttons: "Import", "+ Add", "- Remove", "↑ Up", "↓ Down", and "Options". The main area is a table with the following columns: "Filter", "Size", "Color", "Angle", and "Font". The table contains two groups of words. The first group has "ART" and "WORD" on separate rows, followed by a row with the text "Type in a new word". The second group also has "ART" and "WORD" on separate rows, followed by another "Type in a new word" row. Arrows from the bullet point above point to the "Filter" column header and the first "ART" row.

Filter	Size	Color	Angle	Font
ART	1	Default	Default	Default
WORD	1	Default	Default	Default
<i>Type in a new word</i>				
ART	1	Default	Default	Default
WORD	1	Default	Default	Default
<i>Type in a new word</i>				

III / LA POLICE DE CARACTERES



- Cliquez sur **FONTS** et choisissez dans le menu déroulant



IV / LA MISE EN PAGE



- Cliquez sur **LAYOUT**

LAYOUT

HORIZONTAL	VERTICAL	VERTICAL HORIZONTAL	CROSSING VERTICAL HORIZONTAL	CROSSING WORDS
DANCING WORDS	POSITIVE SLOPE	NEGATIVE SLOPE	RANDOM RANDOM RANDOM	CUSTOM

Words amount Auto Keep as is Define

4

Density 20%

V / LA FORME DU NUAGE



- Cliquez sur SHAPES




VI / POUR AFFINER VOTRE STYLE



- Cliquez sur **STYLE**

STYLE

Words colors Shape Custom 

Color emphasis

Background color

Shape transparency

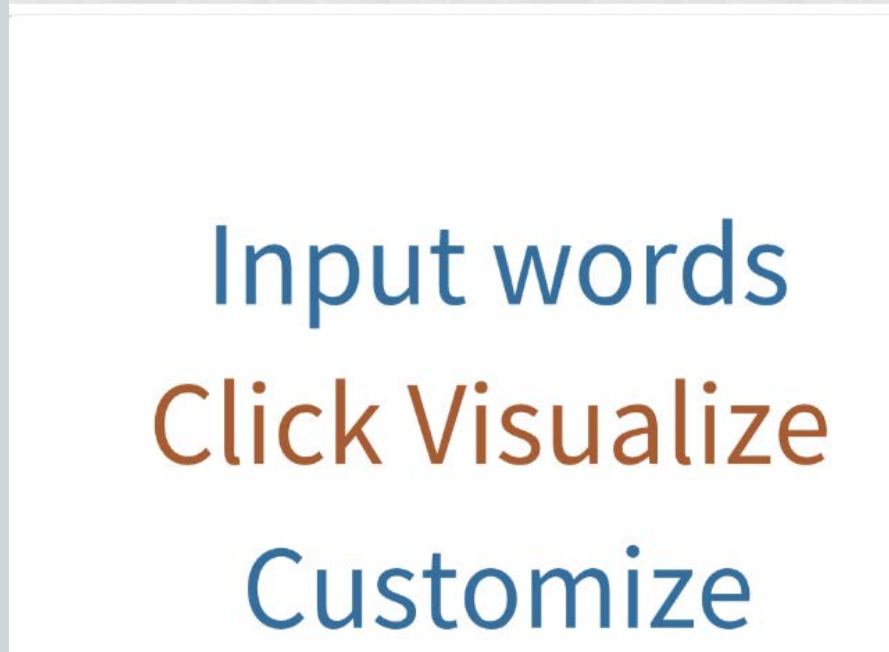
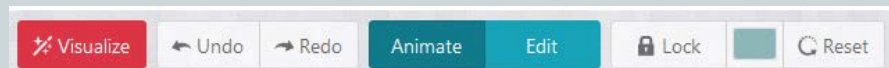
Animation speed
 Zoom Rotate

Rollover text color box color

VII/ ET POUR CONCLURE



- Quelques fonctions supplémentaires ...



Words options

Repeat	<input checked="" type="radio"/> All	<input type="radio"/> None	<input type="radio"/> Manual
	All words may be repeated		
Size	<input checked="" type="radio"/> Maximize	<input type="radio"/> Use size column	
	Words will be maximized to fill available space		
Links	<input checked="" type="radio"/> None	<input type="radio"/> Pattern	<input type="radio"/> Manual
	Internet links are not assigned to words		