



ASSOCIATION
OF COLLEGES

Colleges in England



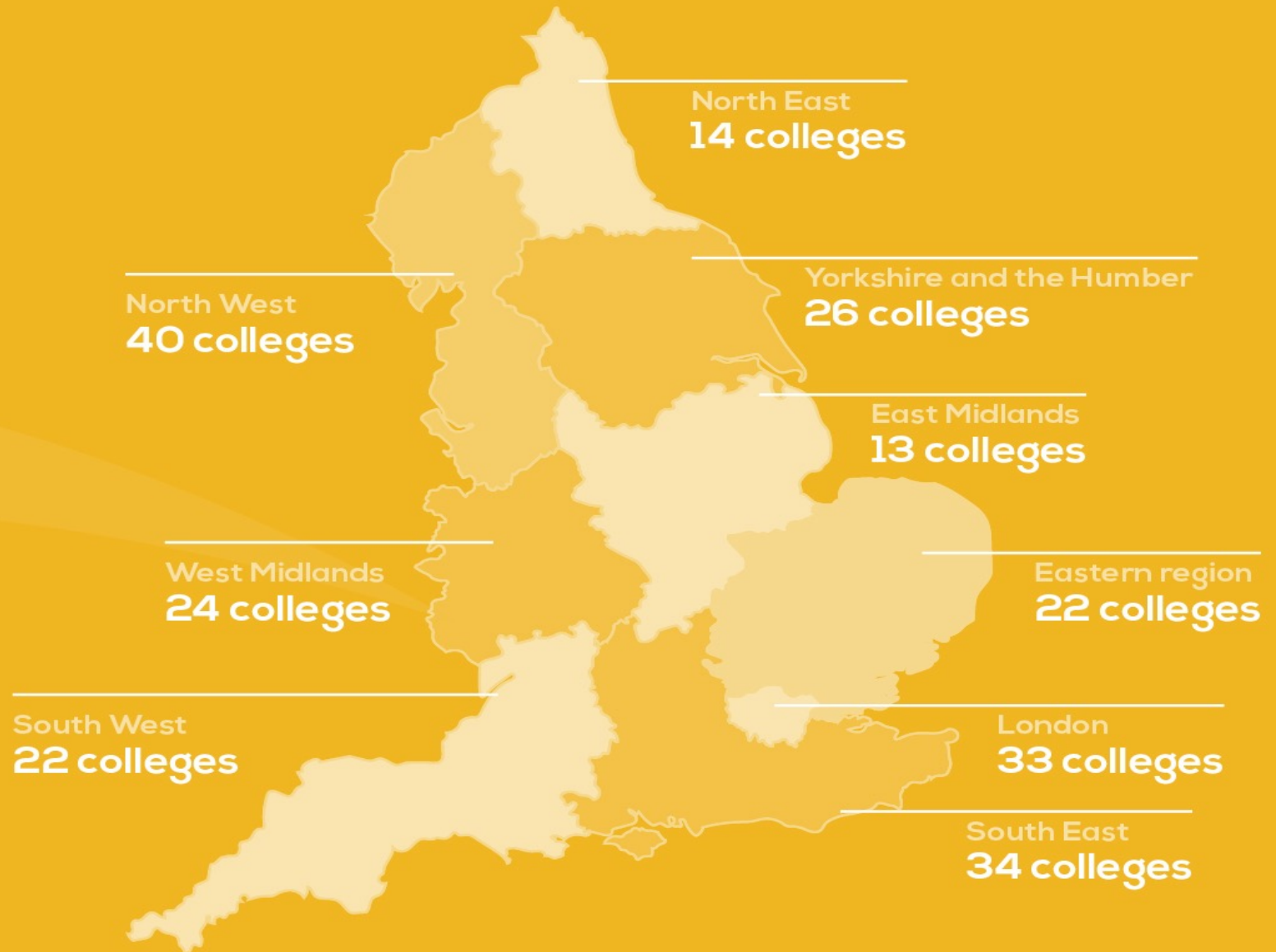
Eddie Playfair
Senior Policy Manager



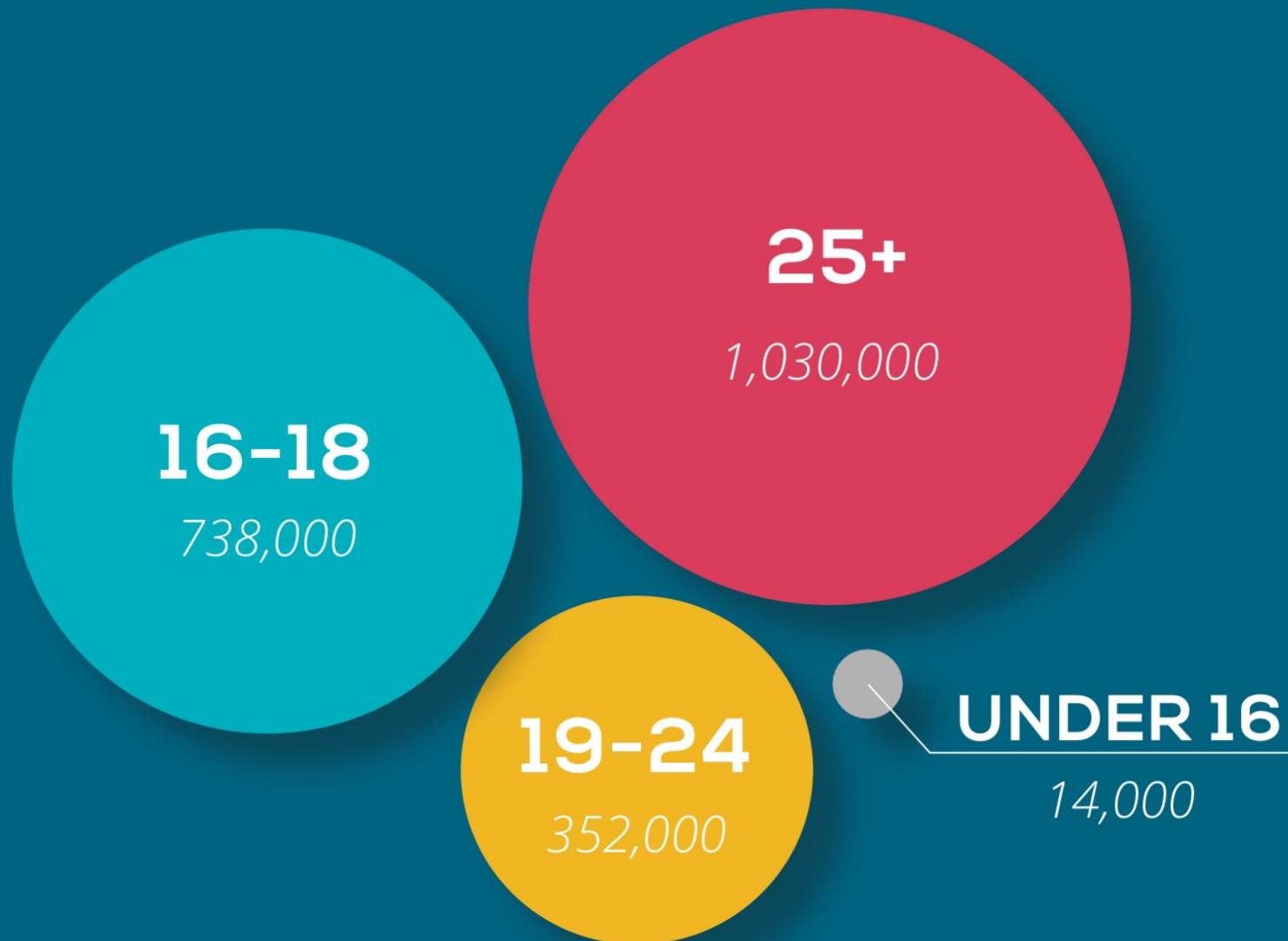
Pour comprendre l'éducation en Angleterre

1. 4 systèmes très différents :
Angleterre, Pays de Galles, Ecosse, Irlande du Nord.
2. Pas d'Education Nationale: un 'système' plutôt incohérent
3. L'établissement (ou groupe) au centre
4. Un choix total (mais selectif) a 16 ans
5. Concurrence et marchandisation: capital humain, valeur ajoutée...
6. Le succès : réussite accréditée plutôt que globale
Ségrégation par type d'établissement et par programme
7. Pas de programme commun : diversité des diplômes
8. Un financement qui ne permet que 17h de cours par semaine
9. Autonomie de gestion mais audits sévères aux enjeux élevés
10. Une diversité de types d'établissement : 60% 'college' et 40% 'school sixth form'

Tout cela reflète et renforce les inégalités sociales.



NUMBER OF STUDENTS IN COLLEGES BY AGE (2017/18)



STUDENT DEMOGRAPHICS

16 TO 18-
YEAR-OLDS

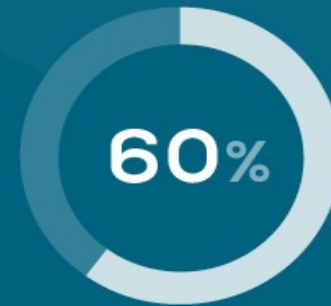


Students from
ETHNIC MINORITY
BACKGROUNDS

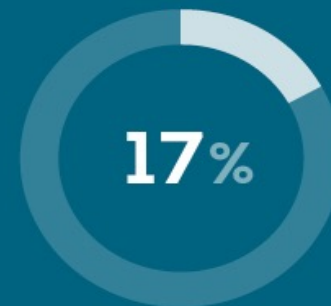
ADULTS



FEMALE
students



Learners with
LEARNING
DIFFICULTIES AND/
OR DISABILITY



21%

of students in colleges
have a learning difficulty
and/or disability

46,000

college students are
aged 60 and over

16 TO 18-YEAR- OLDS IN COLLEGES AND SCHOOLS THAT CLAIMED FREE SCHOOL MEALS AT AGE 15



COLLEGES



MAINTAINED
SCHOOL AND
ACADEMY
SIXTH FORMS

What college students study

Roughly one level per year (2 years at L3)

- FE levels: Entry, 1, 2, 3 (2 years)
- HE levels: 4, 5, 6 (degree level)
- Postgraduate: 7, 8 (masters), 9 (doctorate)

FE full time programme enrolments (16-18 year olds):

- Entry level: 35,500
- Level 1: 81,700
- Level 2: 133,700
- Level 3: 391,620
- ..of which A Level: 131,420

3,500,000 qualifications per year!

A Level demand in England

Average of 3 subjects: based on 2018 entries

| | |
|------------------|------|
| Maths | 36.3 |
| Biology | 23.4 |
| Psychology | 23.1 |
| Chemistry | 20.1 |
| History | 18.0 |
| English lit. | 16.2 |
| Art & design | 15.9 |
| Physics | 14.1 |
| Sociology | 13.2 |
| Geography | 12.3 |
| Economics | 12.0 |
| Business | 12.0 |
| Media studs. | 9.3 |
| English lang. | 7.2 |
| Religious studs. | 6.9 |
| Politics | 6.6 |

| | |
|---------------------|-----|
| Further Maths | 6.0 |
| Law | 4.2 |
| Drama | 4.2 |
| PE | 3.9 |
| Design & tech | 3.9 |
| Computing | 3.9 |
| English lang & lit. | 3.6 |
| French | 3.3 |
| Spanish | 3.0 |
| Classics | 2.1 |
| Music | 2.1 |
| ICT | 1.5 |
| German | 1.2 |
| Performing arts | 0.6 |
| Other MFL | 3.6 |
| Other | 6.3 |



The total college income
in England is

£6.6 BILLION

(2020/21)

Staff costs total

£4.5 BILLION

accounting for **68%** of total college income

(2020/21)

Government
funding to
colleges
has been
cut by



30%
between
2009-19

collegesweek.co.uk  #LoveOurColleges 

AoC's role

A college membership organisation

To represent colleges:

- To policy makers (DfE, Ofsted, Ofqual, exam boards, employers, politicians, thinktanks, other stakeholders)
- To the media and wider public

To support colleges:

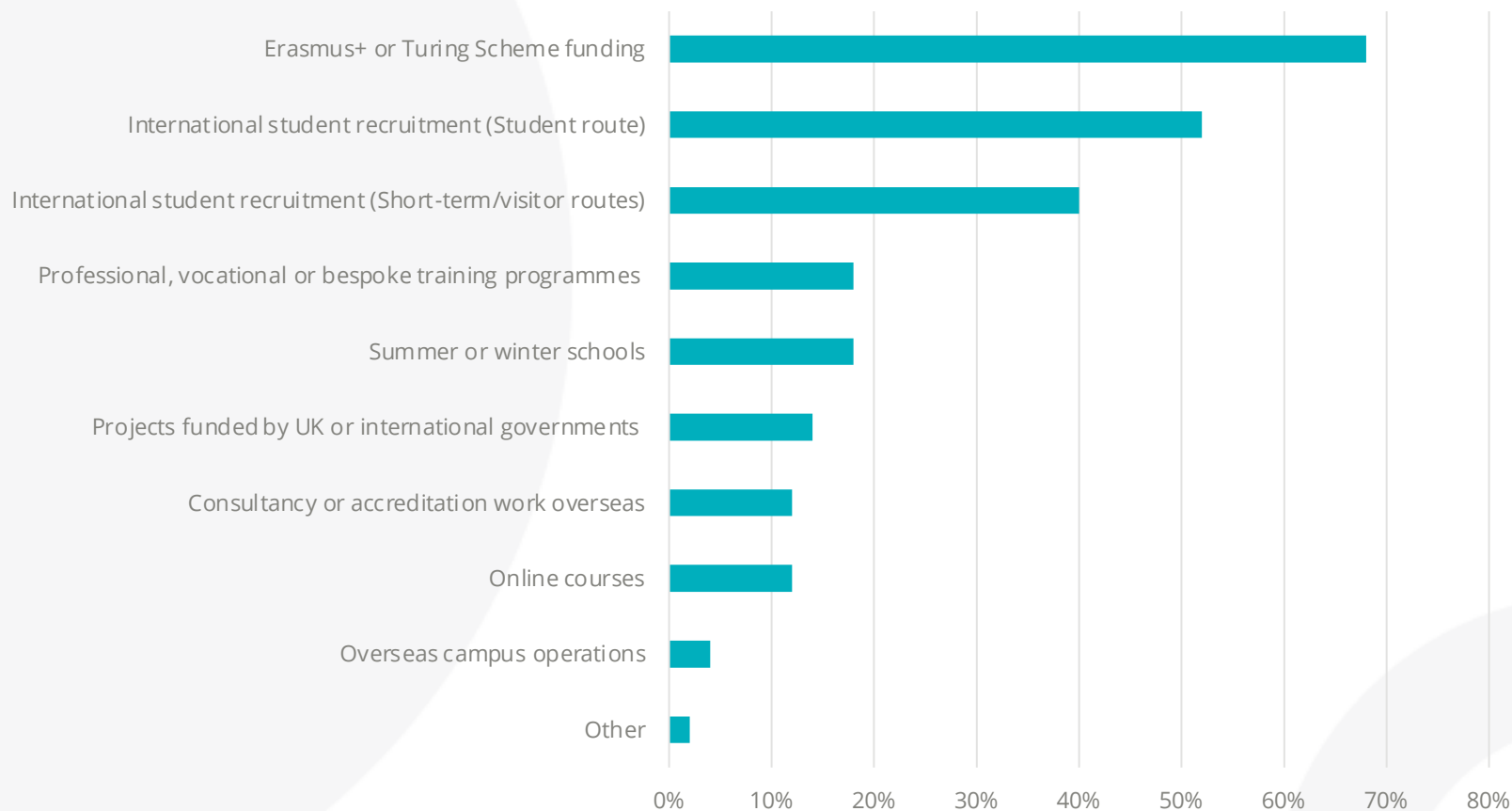
- Policy explanation, interpretation and implementation
- Briefings, networking, webinars, conferences, etc.

To influence and shape policy and funding:

- Policy development, leadership, promoting good practice and improvement
- How colleges can work together and with others

Activités internationales les plus importantes pour les instituts techniques anglais

Types of international activity



Pays les plus importants pour les partenariats

Key countries for international work

